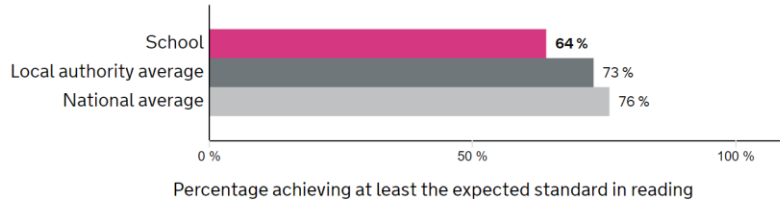


Key stage 1

This is provisional data for 2016/2017.

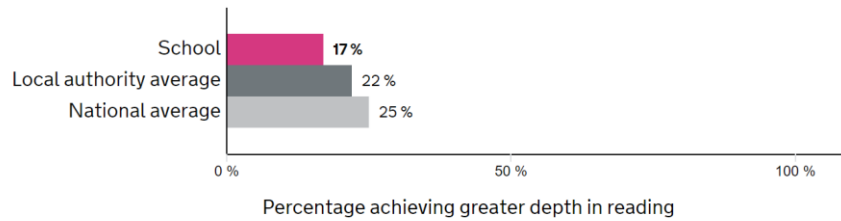
Percentage achieving at least the expected standard in reading

Number of pupils = 64



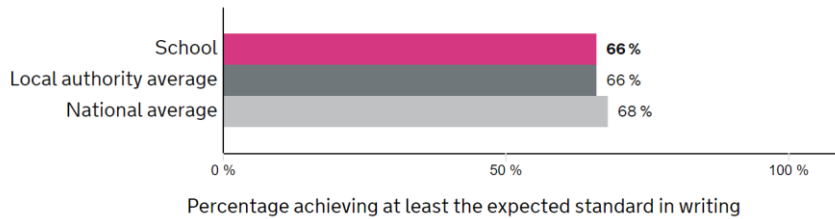
Percentage achieving greater depth in reading ?

Number of pupils = 64



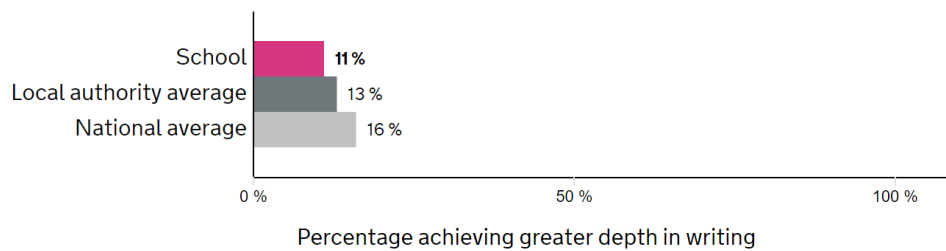
Percentage achieving at least the expected standard in writing

Number of pupils = 64



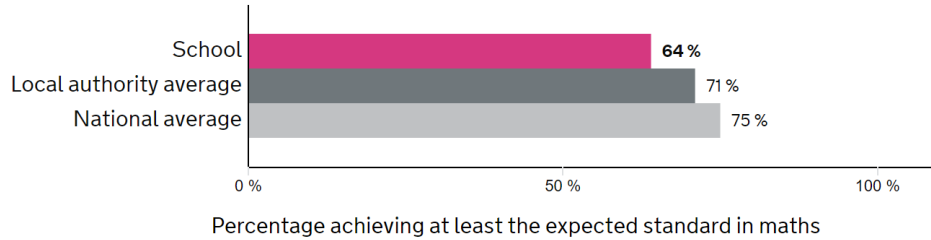
Percentage achieving greater depth in writing ?

Number of pupils = 64



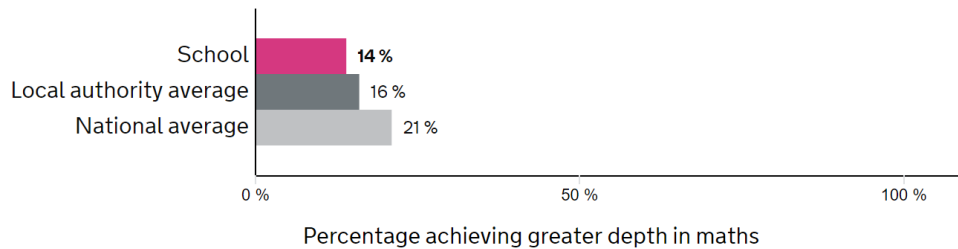
Percentage achieving at least the expected standard in maths

Number of pupils = 64



Percentage achieving greater depth in maths ?

Number of pupils = 64



Phonics screening check

This is provisional data for 2016/2017.

Percentage achieving the expected standard in phonics

Number of pupils = 71

[View as table](#)

